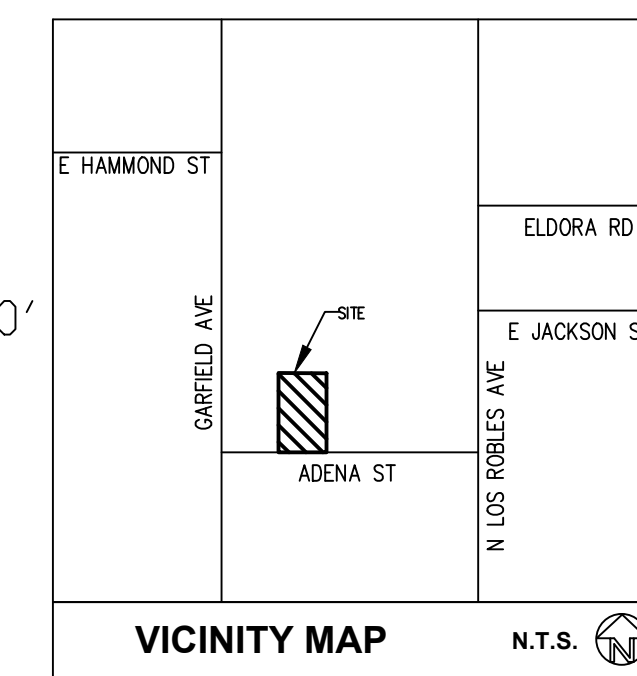



# TENTATIVE TRACT MAP NO. 082693

IN THE CITY OF PASADENA, COUNTY OF LOS ANGELES, STATE OF CALIFORNIA  
 BEING A SUBDIVISION OF A PORTION OF LOT 19 OF DR. R. K. JANES SUBDIVISION OF THE SOUTHEAST QUARTER OF THE SOUTH HALF OF BLOCK "R" OF PAINTER AND BALL'S ADDITION. AS PER MAP RECORDED IN BOOK 19, PAGE 74 OF MISCELLANEOUS RECORDS, IN THE OFFICE OF THE COUNTY RECORDER OF SAID COUNTY.  
 FOR CONDOMINIUM PURPOSES



OWNER/SUBDIVIDER:  
 ADENA INVESTMENT LLC,  
 18405 S. SANTA FE AVE,  
 COMPTON, CA 90221

PREPARED BY:  
 HANK JONG, PE  
 EGL ASSOCIATE, INC.,  
 11819 GOLDING ROAD, UNIT A  
 ARCADIA, CA 91006  
 TEL: 626-263-3588  
 FAX: 626-263-3599

NOTES:  
 ZONING: RM-16 (PRESENT)  
 ZONING: RM-16 (PROPOSED)  
 APN: 5729-033-005  
 NO. OF EX. LOT: 1  
 NO. OF PROP. LOT: 1  
 NO. OF EX. UNITS: 5  
 NO. OF PROP. UNITS: 9  
 NO. OF PROP. PARKING: 18 (GARAGE)  
 NO. OF PROP. FLOORS: 2 STORIES  
 AREA OF LOT: 27,000 SQ. FT. (0.62 ACRE)

UTILITY SERVICES:  
 WATER ----- CITY OF PASADENA WATER & POWER DIVISION  
 SEWER ----- CITY OF PASADENA PUBLIC WORKS  
 GAS ----- SOUTHERN CALIFORNIA GAS CO.  
 ELECTRICAL ----- CITY OF PASADENA WATER & POWER DIVISION  
 TELEPHONE ----- AT&T  
 SCHOOL ----- PASADENA CITY SCHOOL DISTRICT  
 FIRE ----- CITY OF PASADENA FIRE DEPARTMENT  
 POLICE ----- CITY OF PASADENA POLICE DEPARTMENT

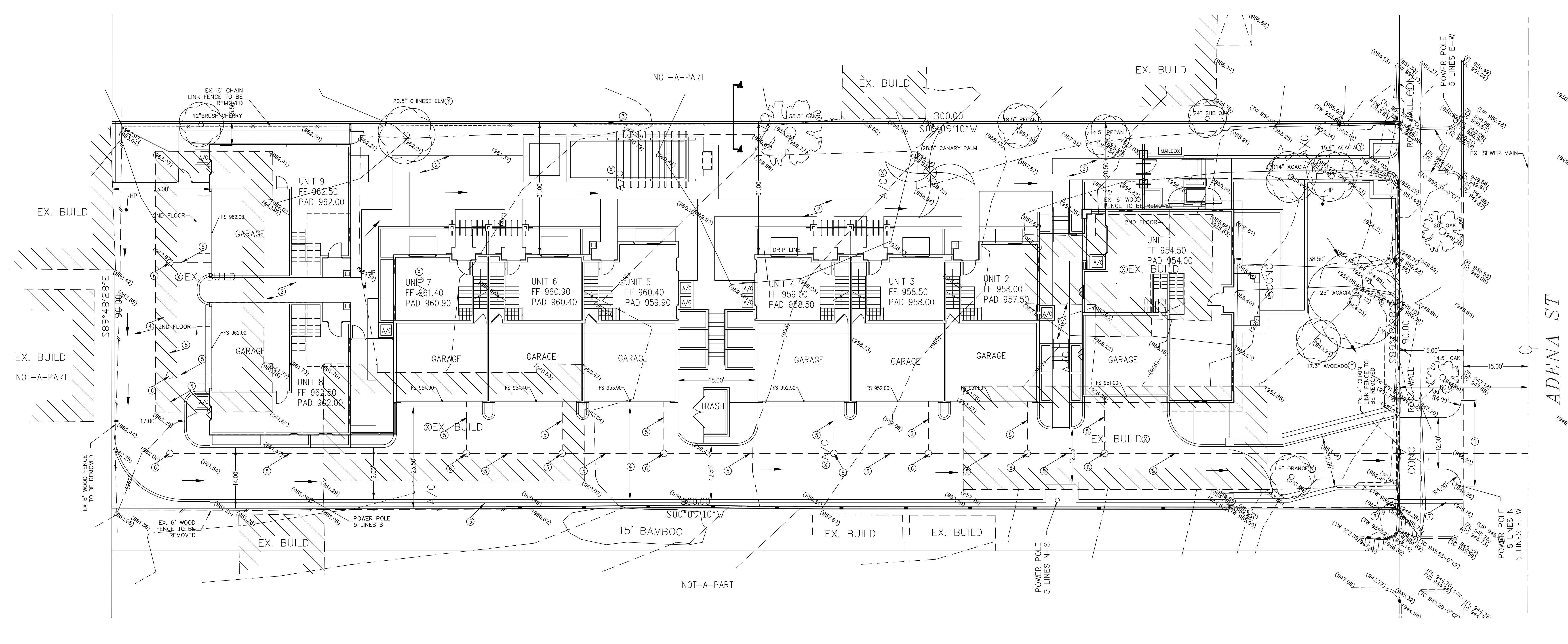
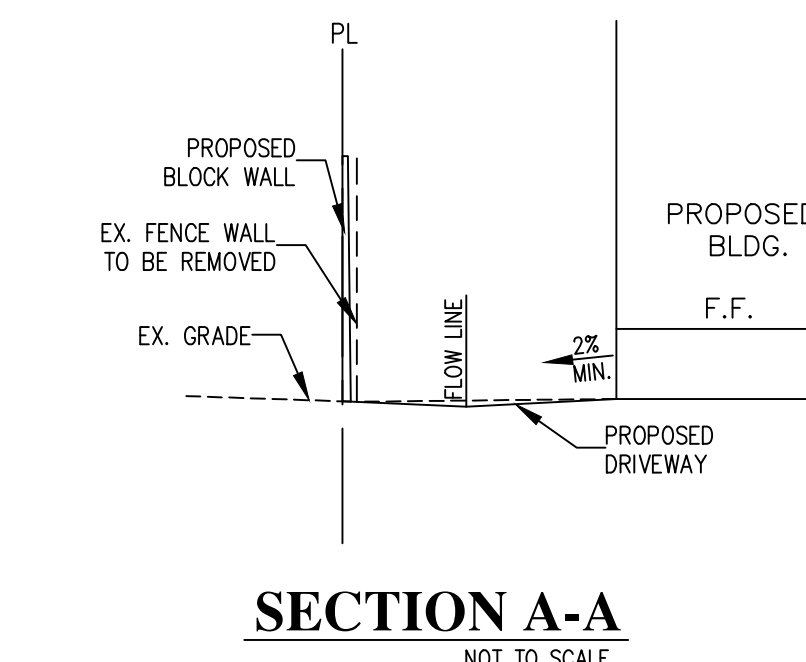
BENCHMARK:  
 CITY BENCHMARK 554/34  
 BOLT E CURB LOS ROBLES OPP C/L ADENA  
 ELEV 942.35  
 SURVEY WAS PROVIDED BY ALFRED J. THELWELL,  
 LS 6999 ON MARCH 09, 2018

CONSTRUCTION NOTES:  
 ① PROP. DRIVEWAY APPROACH  
 ② PROP. WALKWAY  
 ③ PROP. 6' HI BLOCK WALL  
 ④ PROP. DRIVEWAY  
 ⑤ PROP. SEWER LATERAL  
 ⑥ PROP. SEWER CLEAN OUT  
 ⑦ PROP. PARKWAY DRAIN  
 ⑧ PROP. CATCH BASIN

DEMOLISHING NOTES:  
 ① EX. STRUCTURE TO BE REMOVED  
 ② EX. TREE TO BE REMOVED  
 ③ EX. DRIVEWAY APPROACH TO BE REMOVED  
 AND CONSTRUCT SIDEWALK, CURB AND GUTTER.

## TREE INVENTORY

COMMON NAME	DBH (FEET)	HEIGHT (FEET)	SPREAD (FEET)	PROTECT STATUS	REMOVE/REMAIN
GOLDEN WATTLE	25	55	25	YES	REMAIN
AVOCADO	17.3	20	25	NO	REMOVE
ORANGE	9	25	17	NO	REMOVE
GOLDEN WATTLE	15.6	40	18	NO	REMOVE
GOLDEN WATTLE	14	50	18	NO	REMOVE
SHE OAK	24	55	21	YES	REMAIN
PECAN	14.5	58	27	NO	REMAIN
PECAN	18.5	58	30	NO	REMAIN
CANARY PALM	28.5	45	12	YES	REMAIN
COAST LIVE OAK	35.5	50	60	YES	REMAIN
CHINESE ELM	20.5	40	20	YES	REMOVE
BRUSH CHERRY	12	50	25	YES	REMAIN
COAST LIVE OAK	25	50	45	YES	REMAIN
COAST LIVE OAK	14.5	50	30	YES	REMAIN



REVISIONS	
DATE	NO

PREPARED FOR:  
**ADENA INVESTMENT LLC**  
 18405 S. SANTA FE AVE,  
 COMPTON, CA 90221

PROJECT LOCATION:  
**9-UNIT CONDOMINIUMS**  
 351 ADENA ST.,  
 PASADENA, CA 91104  
 APN: 5729-033-005

**EGL Associates, Inc.**  
 11819 Golding Road, Unit A  
 Arcadia, CA 91006  
 Tel: (626) 263-3588  
 Fax: (626) 263-3599

Date: 03/11/20  
 Scale: 1" = 10'  
 Drawn: SW  
 Job: 18-203-002  
 DWG. NO. **T-1**