



Department of Housing

CITY COUNCIL
2020 Homeless Count

Jennifer O'Reilly-Jones
Homeless Programs Coordinator
June 8, 2020





2020 HOMELESS COUNT

SNAPSHOT
IN
TIME



January 21, 2020

Conducted annually in late January beginning at sunset and ending at sunrise



Point in Time

One-night count of people experiencing homelessness in Pasadena



Mobile Survey

Mobile devices were used in 2020 to record survey responses.

PASADENA



2020 HOMELESS COUNT RESULTS

Department of Housing

On January 21, 2020, **527** people were experiencing homelessness in Pasadena.

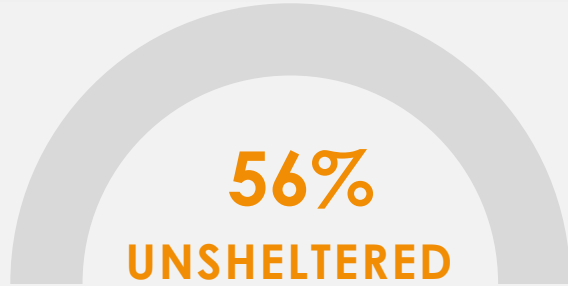


PASADENA

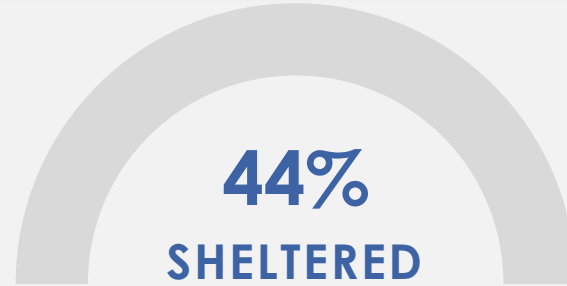


WHO WAS COUNTED

Department of Housing



- 30%** street or sidewalk
- 12%** parking lot
- 7%** car or rv
- 3%** park
- 2%** transit center
- 2%** under bridge, overpass, or fwy embankment
- 1%** abandoned building
- 0.4%** outside a church
- 0.4%** tent, encampment, natr'l area



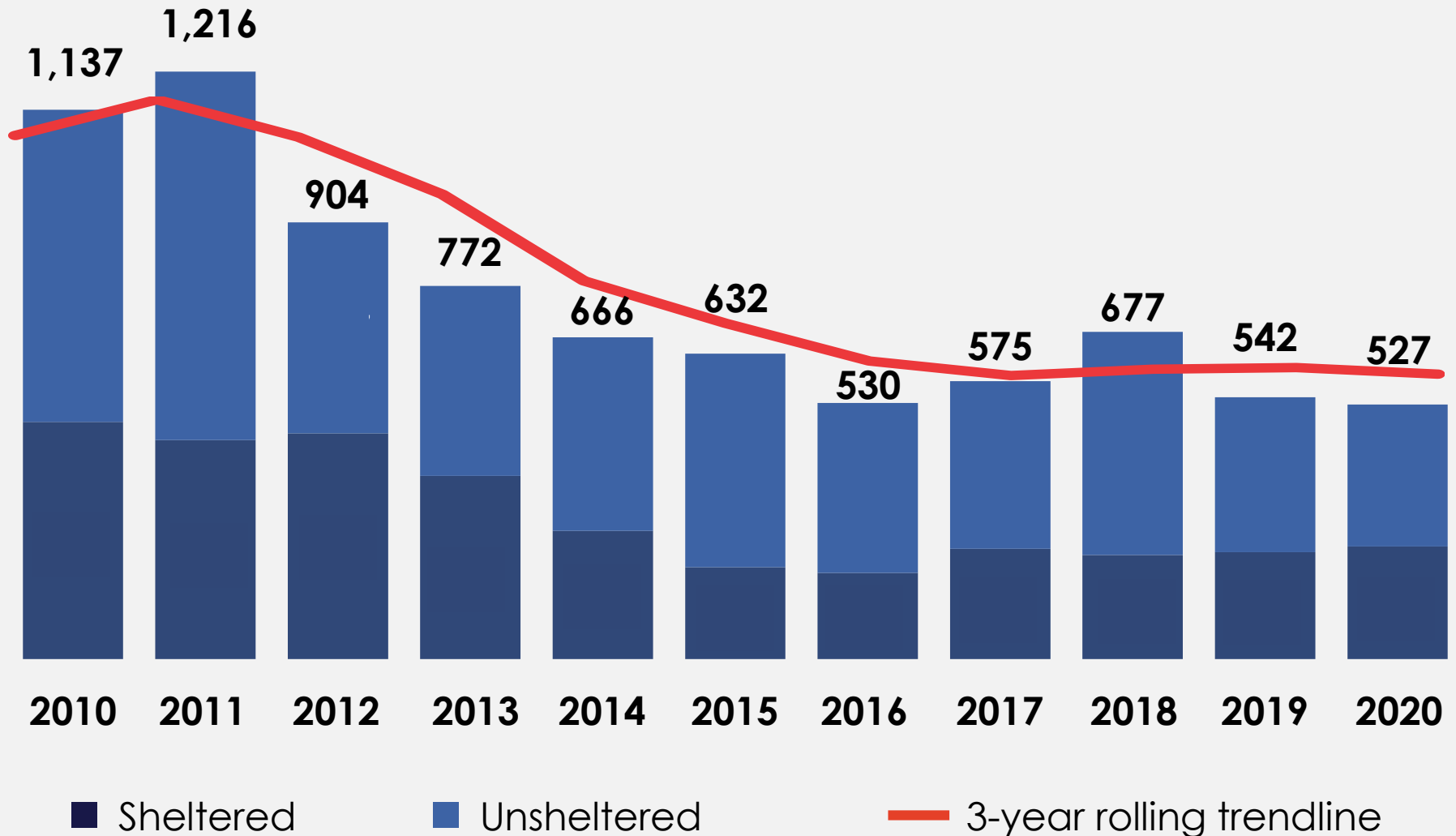
- 37%** emergency shelter
- 7%** transitional housing

Does not include:
 Doubled up or couch surfing
 At-risk of homelessness



HOMELESSNESS REMAINS LARGELY UNCHANGED

Department of Housing





MORE PEOPLE ARE STAYING IN EMERGENCY SHELTER

Department of Housing

+5% 

Sheltered Count

-8% 

Unsheltered Count



State Funding

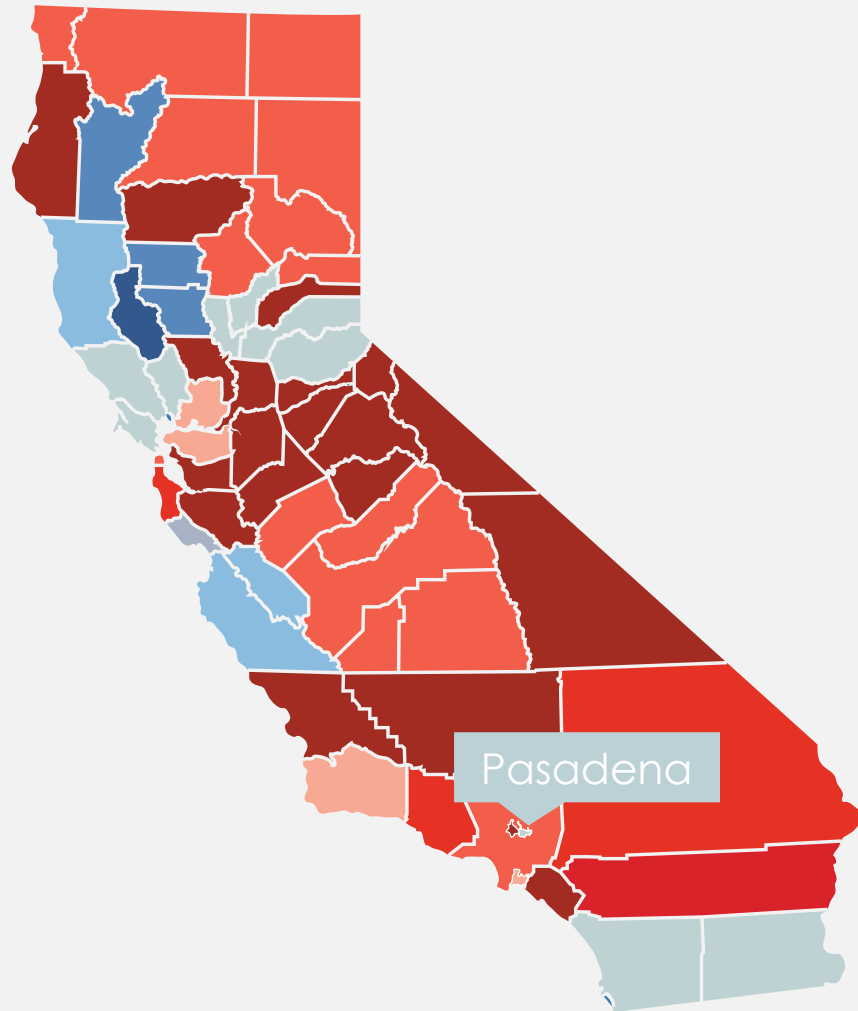
One-time emergency
shelter resources

PASADENA



2017-19 STATEWIDE TRENDS

Department of Housing



- Up 30% or more
- Up 20 to 29%
- Up 10 to 19%
- Up 1 to 9%
- Down 0 to -9%
- Down -10 to -19%
- Down -20 to -29%
- Down -30% or more



SOUTHERN CALIFORNIA INITIAL 2020 RESULTS*

Department of Housing

* Results Pending:

LA County
Long Beach
Glendale
Imperial County
San Luis Obispo

-6%

San Diego

-3%

Pasadena

Riverside County

3%

Ventura County

4%

Santa Barbara County

5%

Kern County

19%

San Bernardino County

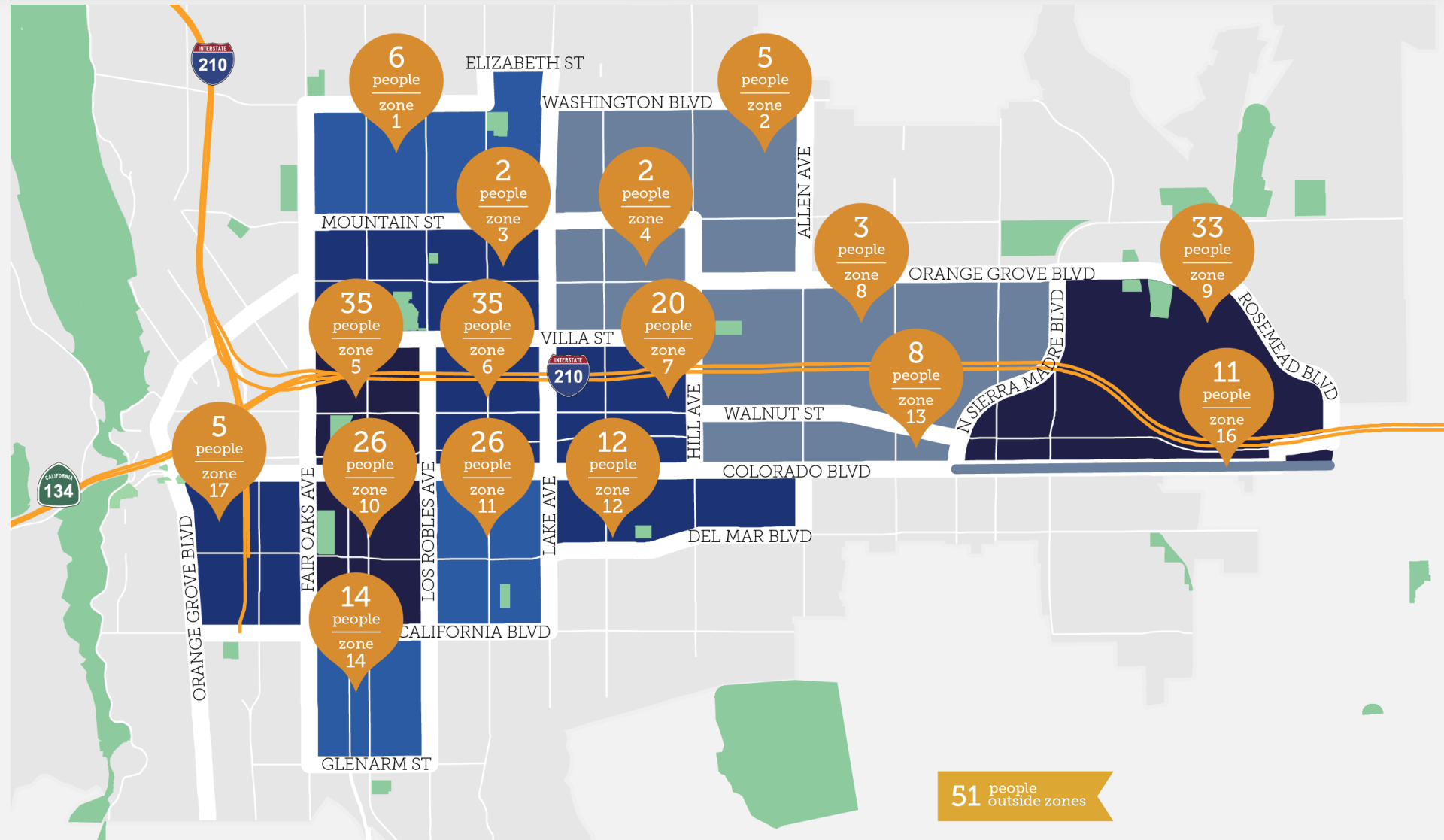
20%

PASADENA



UNSHELTERED COUNT DISTRIBUTION

Department of Housing





Department of Housing

Homeless Count

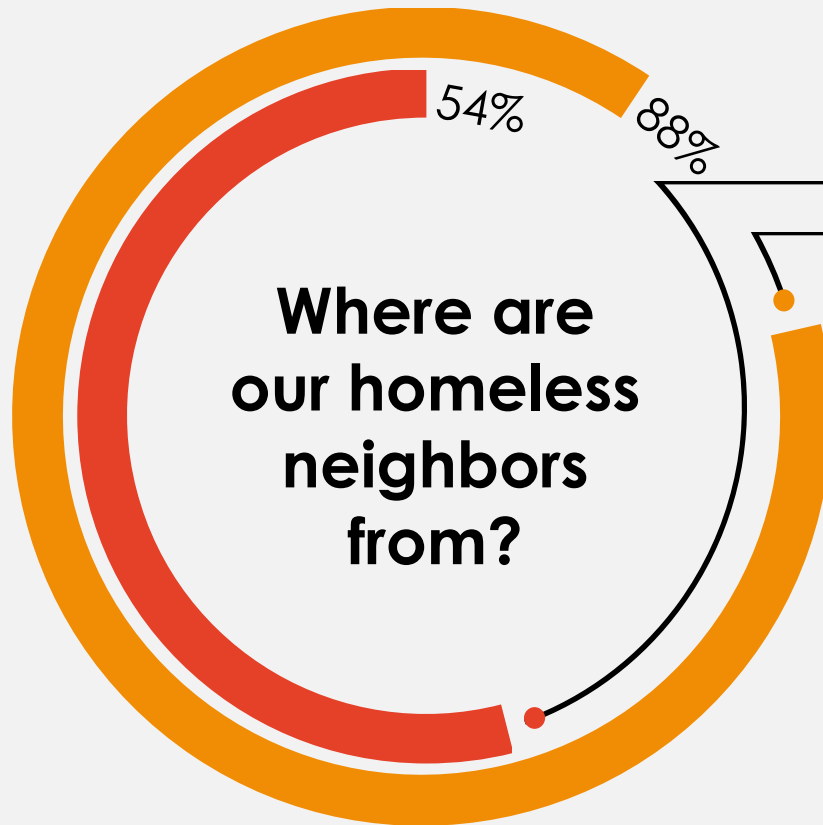
SURVEY FINDINGS

PASADENA



LOCATION AND LENGTH OF RESIDENCY BEFORE HOUSING LOSS

Department of Housing



Over half lived in Pasadena for an average of 21 years before falling into homelessness

PASADENA

LA COUNTY

88% lived in LA County for an average of 17 years before becoming homeless

PASADENA




FIRST TIME HOMELESS

Department of Housing



1 out of 5

19% of people fell into homelessness for the first time in their life last year.



Residents for 31 years

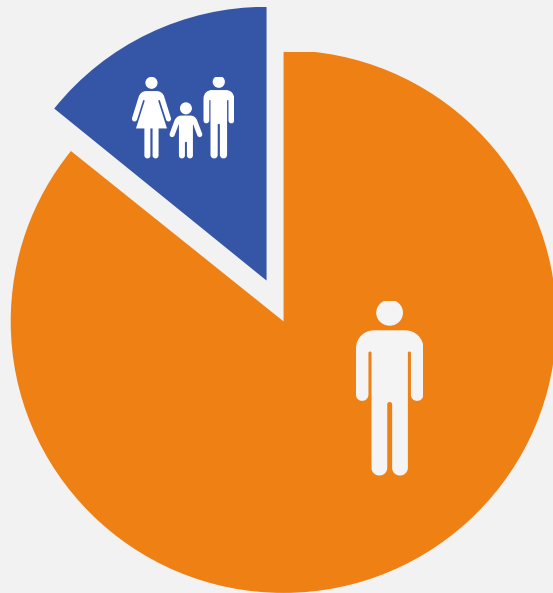
On average, people who became homeless last year have lived in Pasadena for 31 years.

PASADENA



POPULATION COMPOSITION

Department of Housing



MAJORITY OF PEOPLE EXPERIENCING HOMELESSNESS ARE SINGLE ADULTS



86% SINGLE ADULTS



14% PEOPLE IN FAMILIES



GENDER

Department of Housing

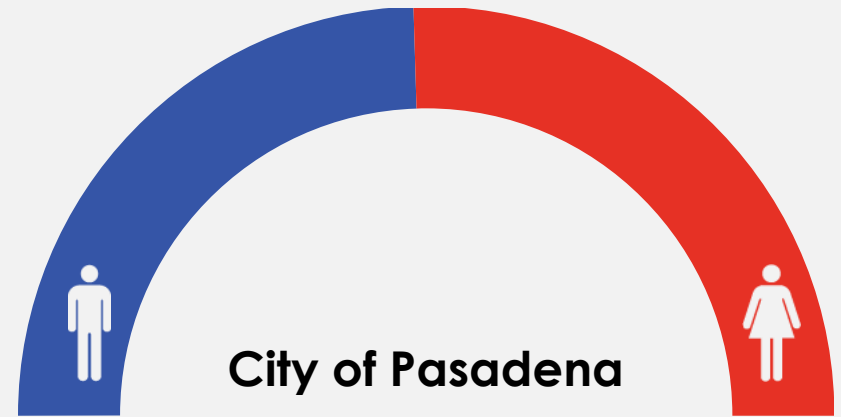


67% Male



33% Female

1% Transgender



48% Male



52% Female

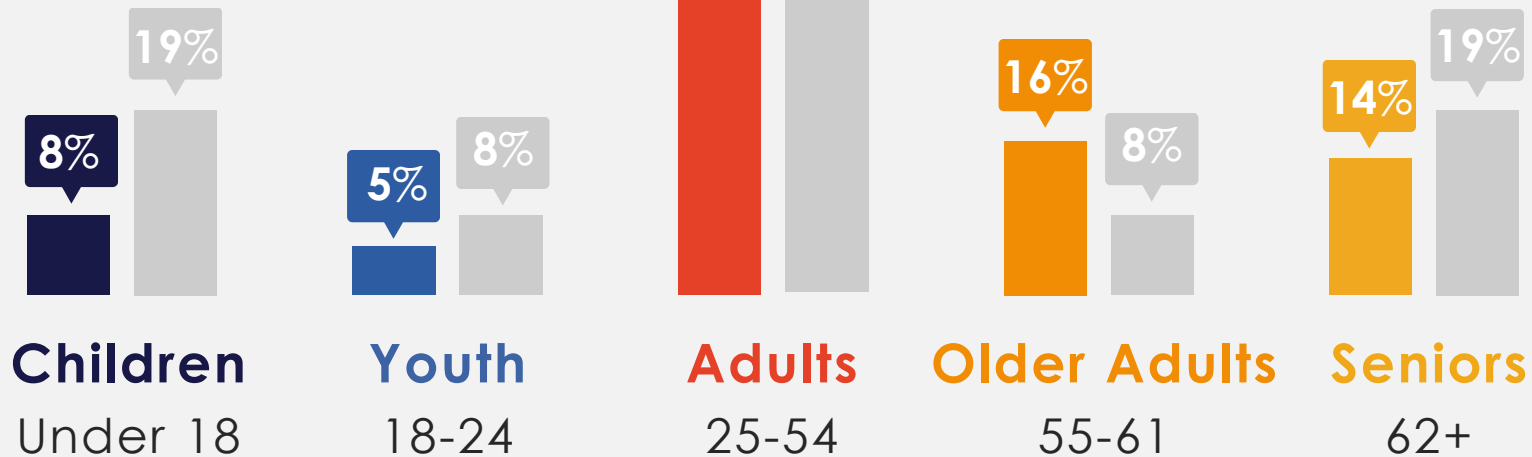
PASADENA



AGE DIFFERENCES AND TRENDS

Department of Housing

City of Pasadena
general population

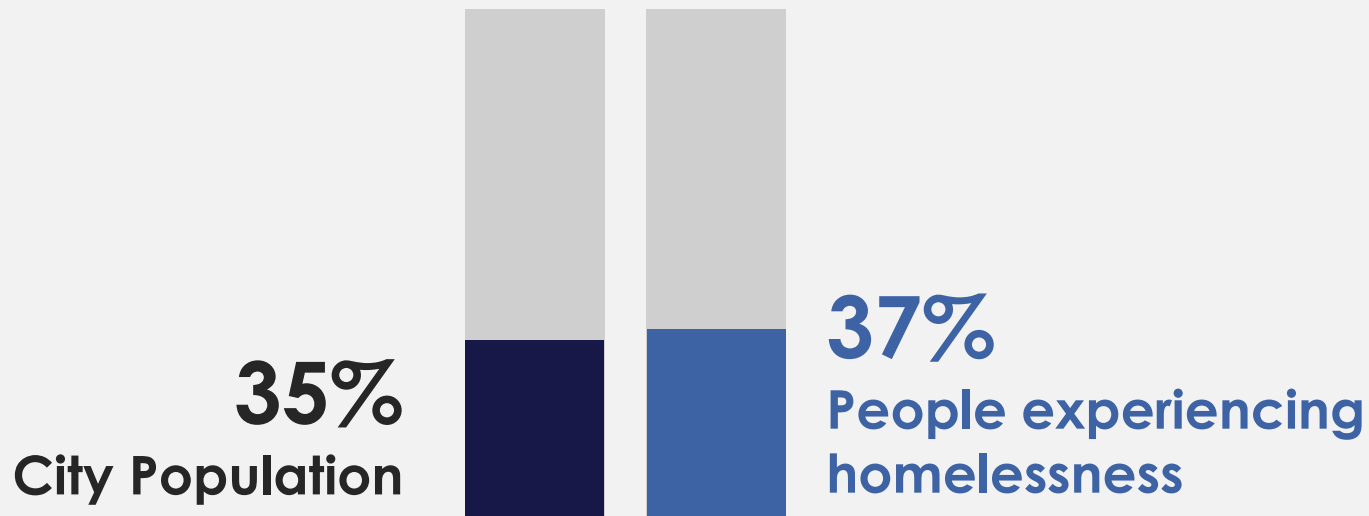


3 out of 10
people who are
homeless are above
the age of 55



HISPANIC/LATINO POPULATION

Department of Housing



Like the US Census Bureau, HUD defines race and ethnicity as separate and distinct identities, with Hispanic or Latino origin asked as a separate question.

PASADENA

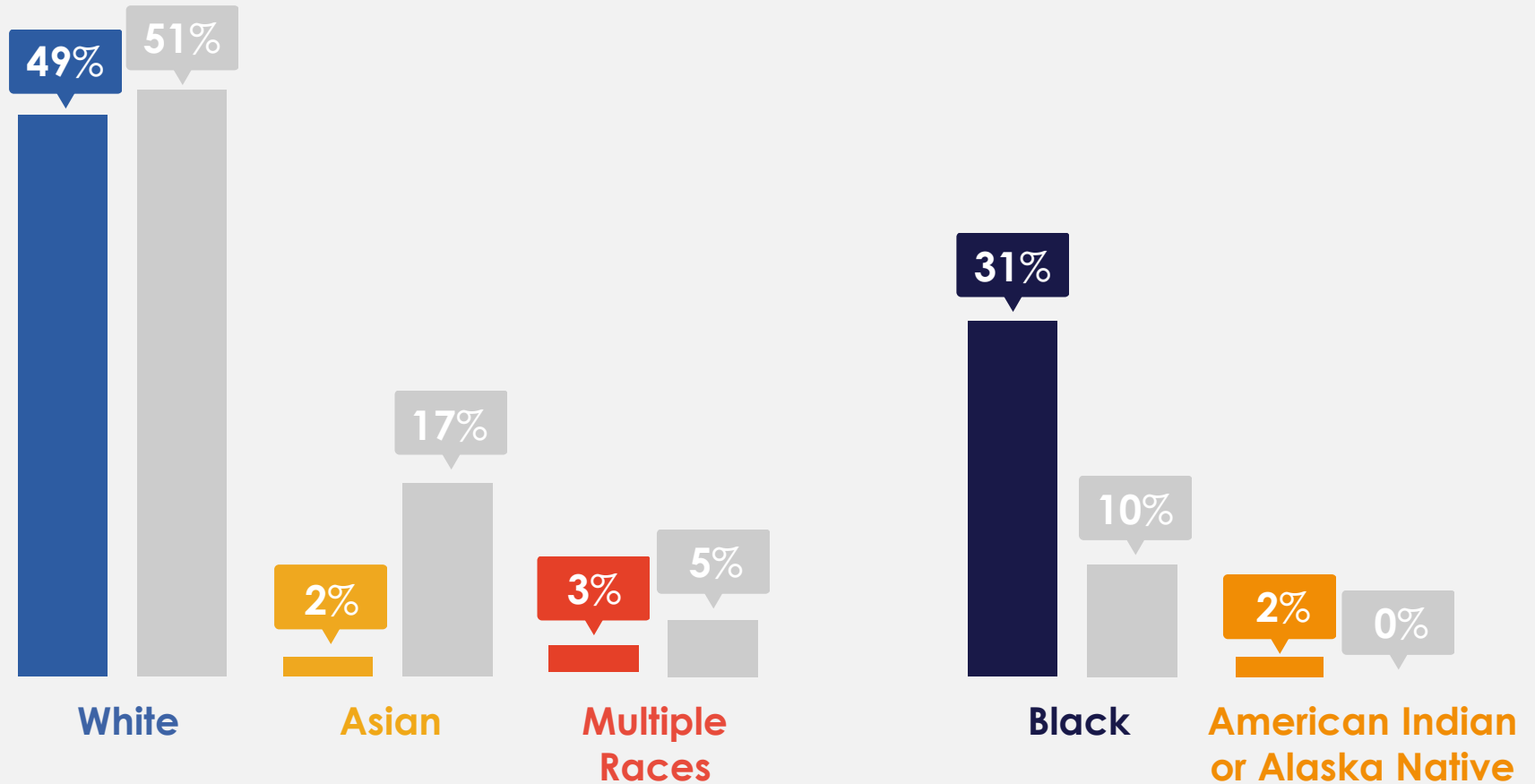


RACIAL DISPARITIES

Department of Housing

UNDERREPRESENTED

OVERREPRESENTED



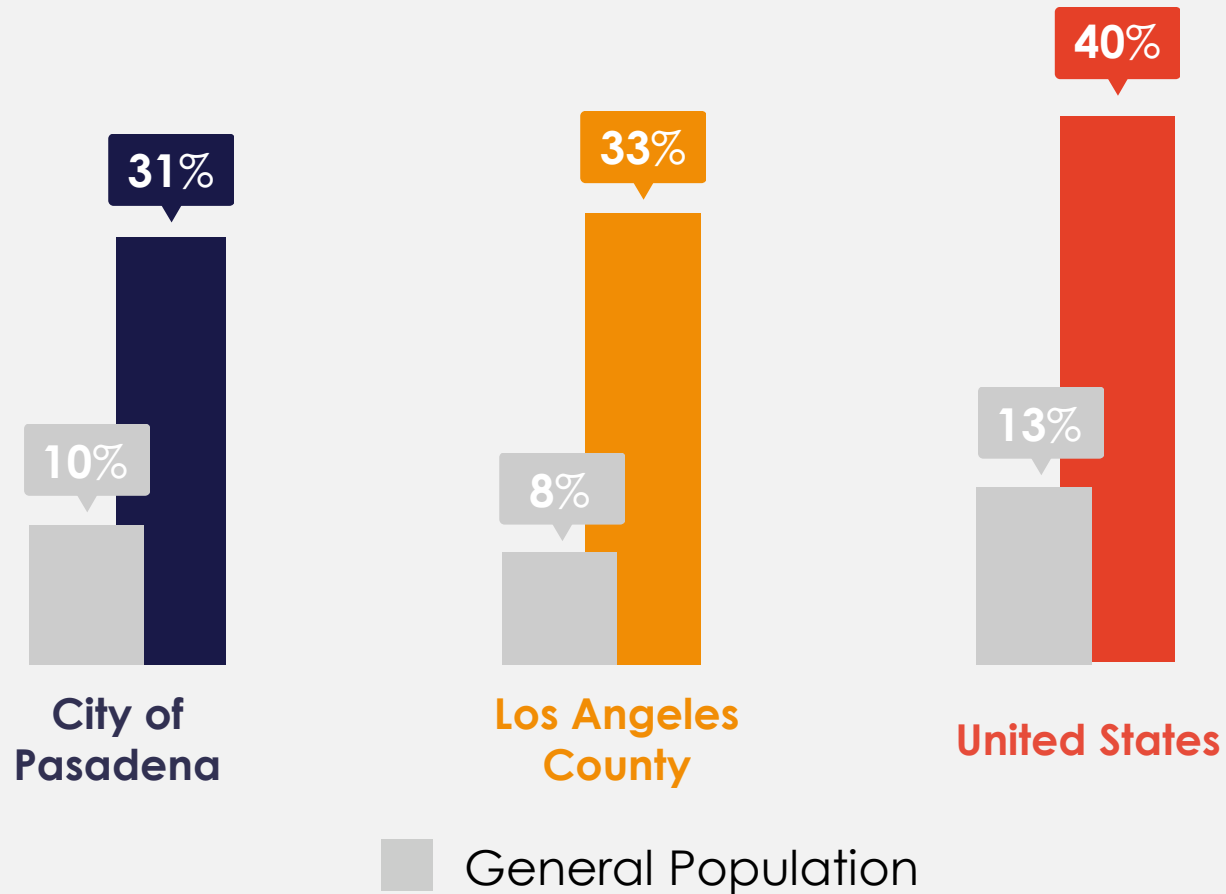
■ City of Pasadena general population

PASADENA



BLACK PEOPLE EXPERIENCING HOMELESSNESS

Department of Housing




PASADENA




HEALTH CONDITIONS OF OUR HOMELESS NEIGHBORS

Department of Housing


Chronic Health Condition




Physical Disability




Substance Use




Serious Mental Health Condition




Developmental Disability



Post Traumatic Stress Disorder



Traumatic Brain Injury

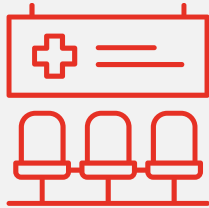


PASADENA



HEALTH NEEDS

Department of Housing



52%

visited an ER
in the past 6
months



1 in 3

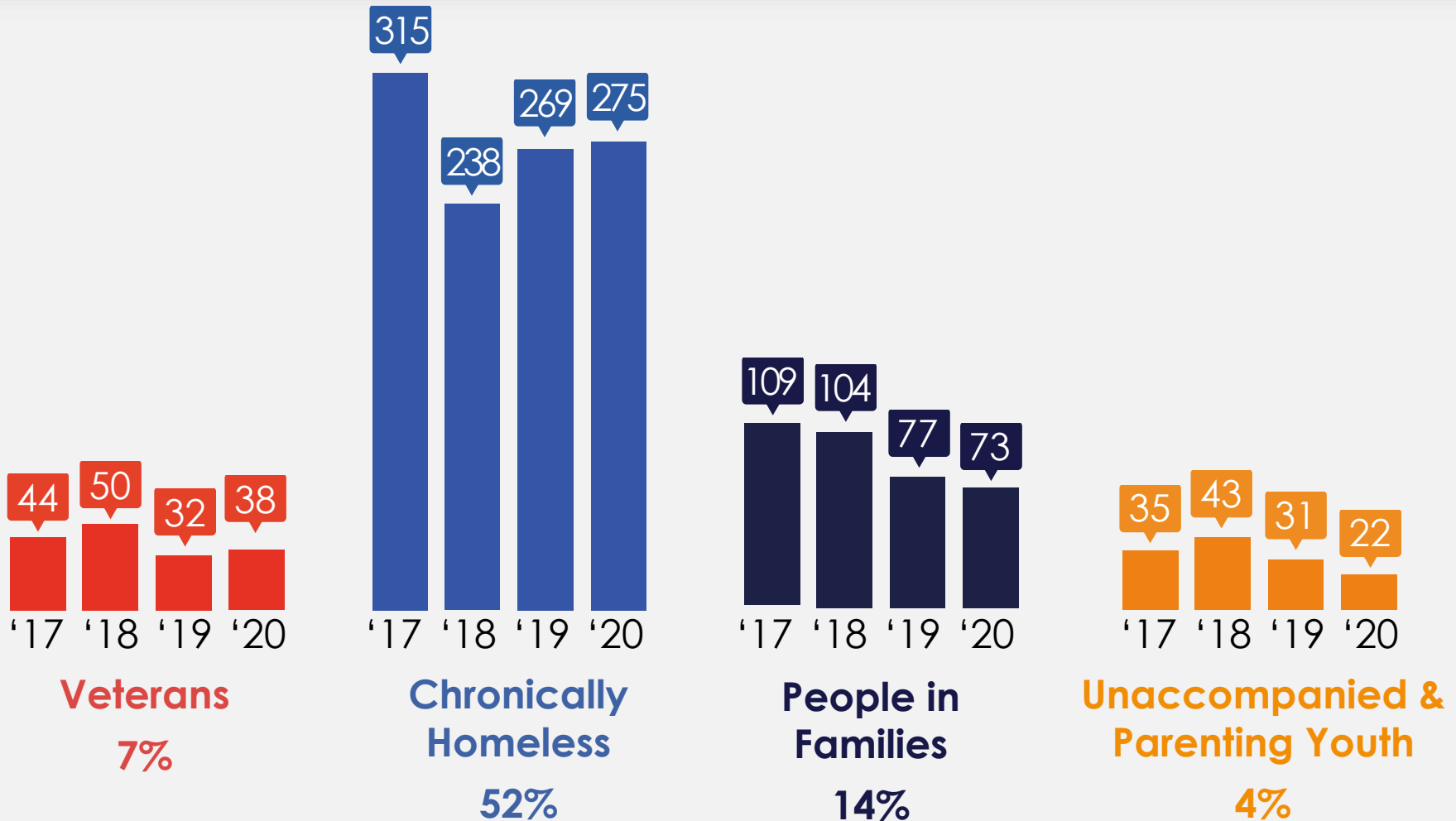
were unable to get
needed medical care
in the past year

PASADENA



HOMELESS SUBPOPULATIONS

Department of Housing



PASADENA



Department of Housing

2020 Homeless Count

STATE OF HOMELESSNESS IN PASADENA

PASADENA



HOMES END HOMELESSNESS

Department of Housing



PASADENA



RECENT INVESTMENTS TO ADDRESS HOMELESSNESS

Department of Housing

- 1.** HOPE Team Street Outreach Services Liaison
- 2.** Motel Vouchers
- 3.** Housing Locators
- 4.** Housing Retention Specialist
- 5.** Homelessness Prevention

PASADENA



STRUCTURAL & SYSTEMIC CAUSES OF HOMELESSNESS

Department of Housing

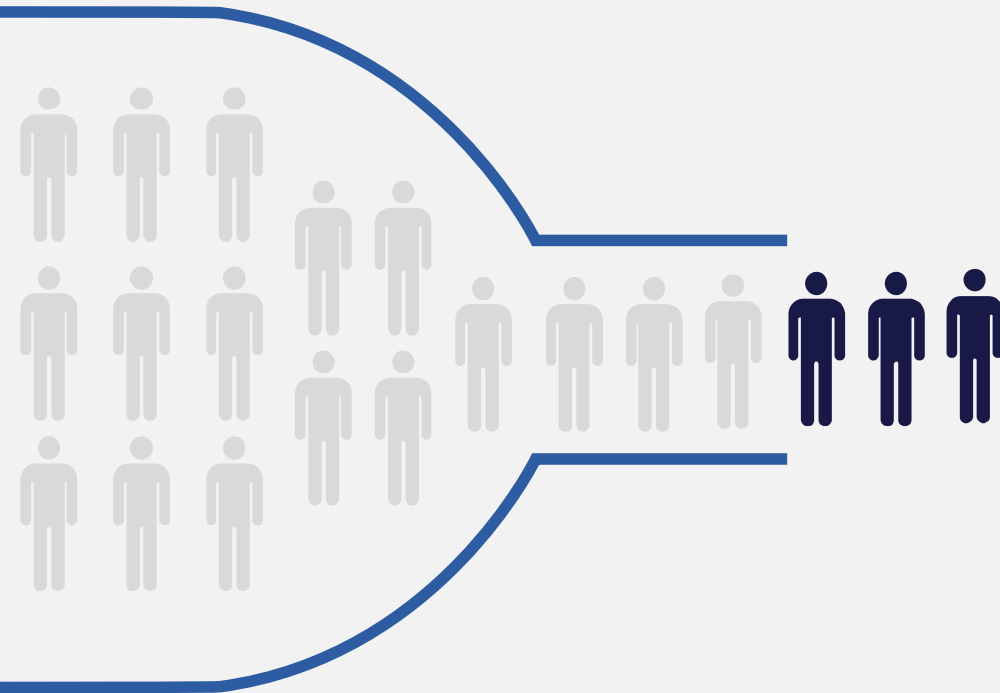


Our system is helping more people than ever before, but we need to **address the inflow.**



BOTTLENECKS WITHIN OUR SYSTEM

Department of Housing



Housing Resources

Access to housing resources that will permanently end people's homelessness

Connection to Case Management and Supportive Services

Low-barrier connection to services and ongoing case management support

PASADENA



ANTICIPATED CHALLENGES

Department of Housing

COVID-19 PANDEMIC



PASADENA



WHAT IT MEANS TO END HOMELESSNESS

Department of Housing

Rare

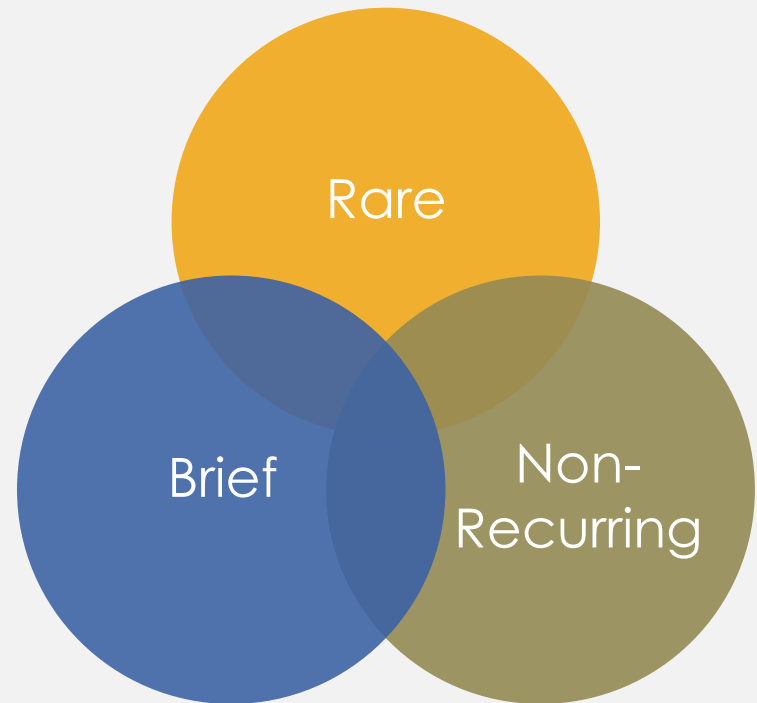
Targeted Prevention
Diversion

Brief

Rapid Rehousing
Housing Navigation & Location
Landlord incentives

Non-Recurring

Supportive Housing
93% Retention Rate



PASADENA



OUR WORK IS MAKING A DIFFERENCE

Department of Housing



Long Term Progress

Steady and encouraging progress for close to 10 years



Exits from Homelessness

Service connections and exits to permanent housing



Lasting Results

People who exit homelessness do not return

PASADENA

Acknowledgements

The Pasadena Continuum of Care (CoC), led by the City of Pasadena Department of Housing, would like to thank the 200+ volunteers who contributed to the success of the 2020 Homeless Count. This year's count yielded the highest number of volunteers yet. The participation of community members, professional outreach workers, partner agencies, faith-based organizations, local nonprofits and City Departments (Police, Public Health, DoIT, Library) is fundamental to collecting meaningful data in an effort to further our understanding of homelessness in the City and secure resources to implement effective solutions.



To download the full report, visit:

<https://pasadenapartnership.org/homeless-count/>

