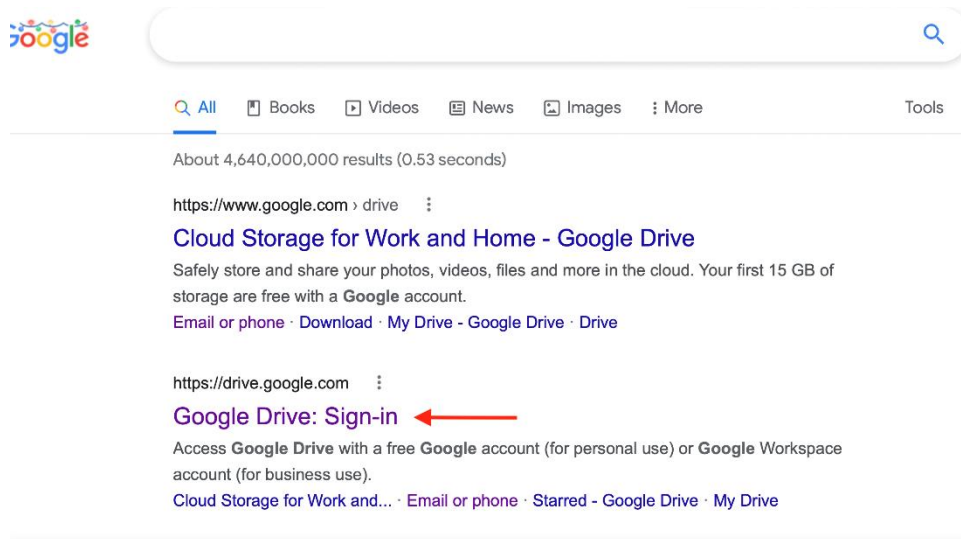
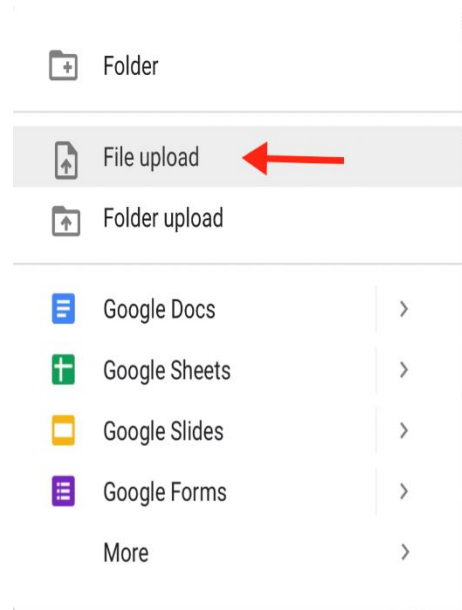
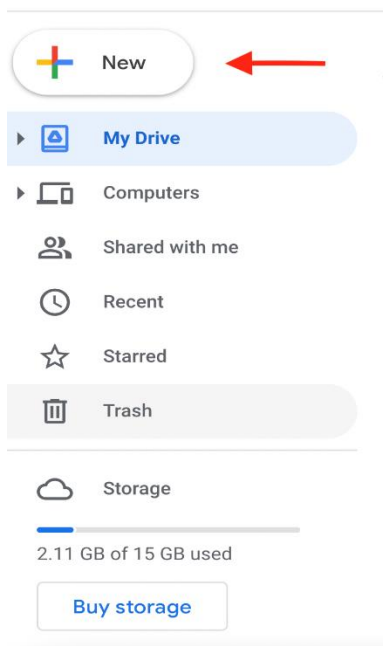


Instruction on How to Upload Files/Videos to Google Drive

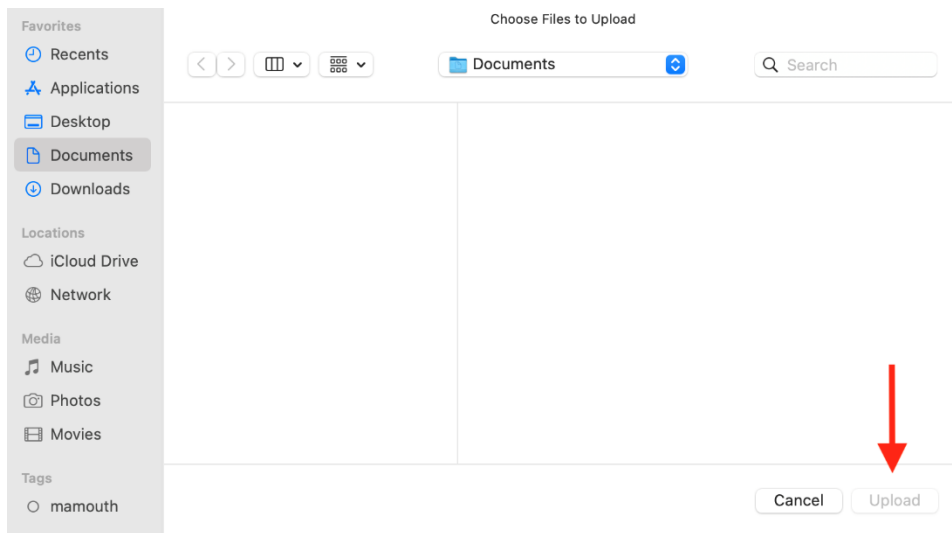
1. From a browser or mobile device app, go to drive.google.com
 - a. Sign in to your Google account or create one



2. At the top left, click **New** then select **File Upload or Folder Upload**

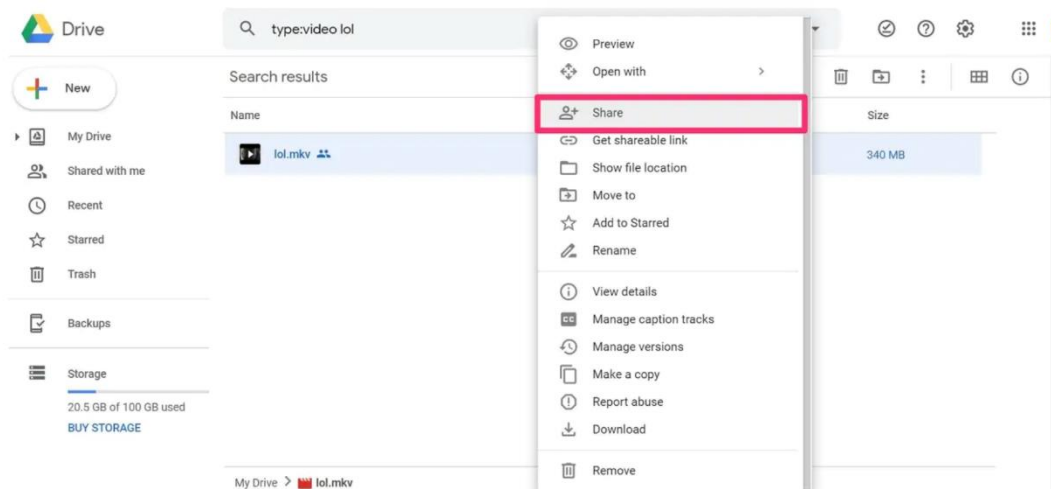


3. Choose the video/file to highlight, then click **Upload**



How to Share Files/Videos with Google Drive

1. Once your video has been uploaded, click the video file once to highlight it
 - a. Right-click on the file name to open a menu of options
 - b. Of the options, click **Share**



2. In the pop-up window on the top left corner make sure to allow anyone with link **can view**

Share with others Get shareable link

Link sharing on [Learn more](#)

Anyone with the link **can edit** Copy link

https://drive.google.com/file/d/1oV_7MHyi7JFhTid8VxXXhuN05fjFcyPf/view?usp=sf

People

Gail Send

Add a note

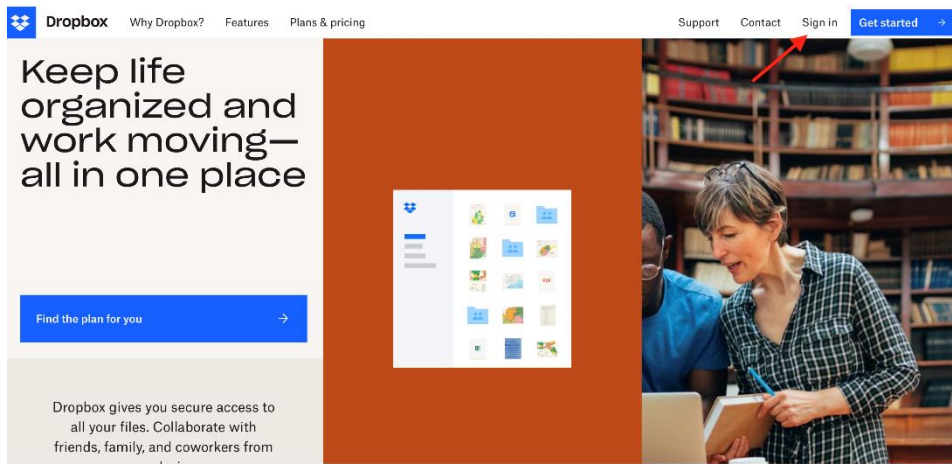
Notify people

Send Cancel Advanced

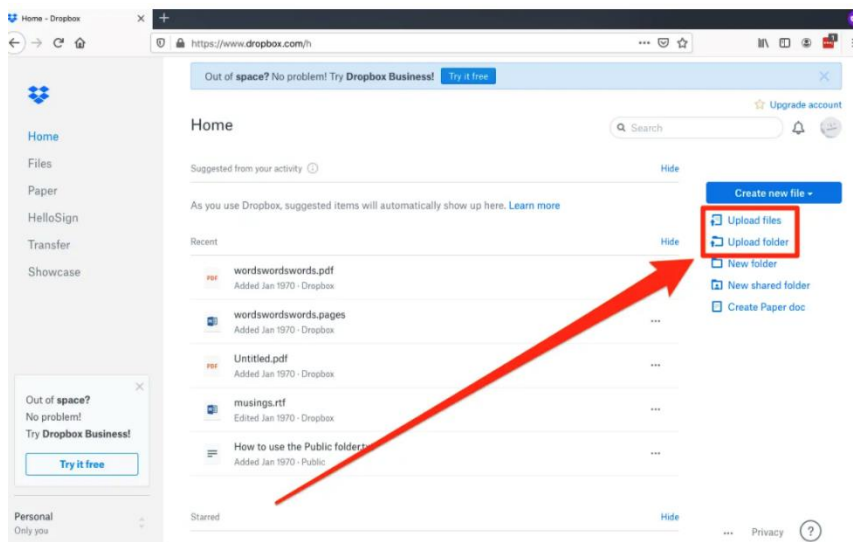
- a. Then, click **copy link**
- b. **Paste this link** in the designated field of the 2022 #VaccinatePasadena Video Contest Entry Form

Instruction on How to Upload to Dropbox

1. From a browser or mobile device app, go to Dropbox.com, then on the top right click **Sign in**
 - a. If you need to create an account, click **Get Started**

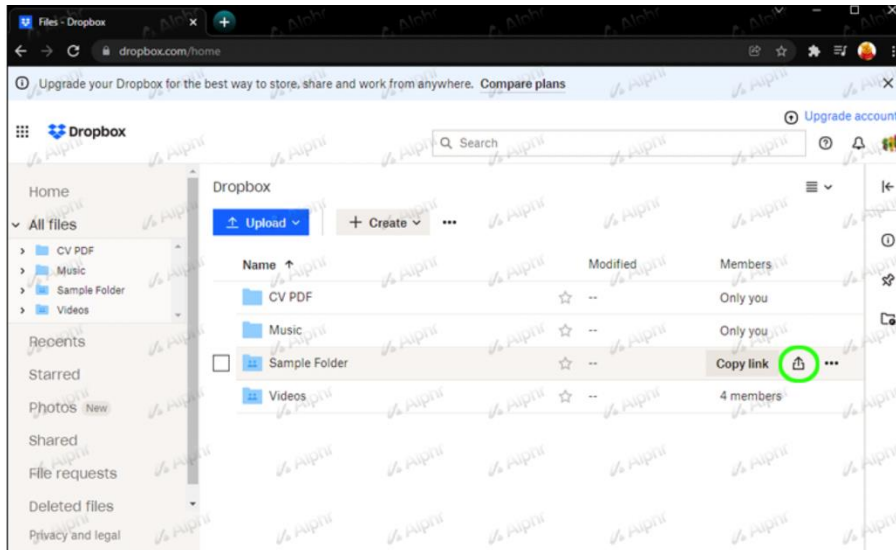


2. Once you are logged in, navigate to the right of the page and select **Upload Files**



Instructions to Share Dropbox Link with Others

1. Hover over the file/video you'd like to share and click the **share icon** (rectangle with an up arrow).
 - a. If a link hasn't been created, click **Create**
 - b. If a link has been created, then click **Copy link**



2. The link is copied to your clipboard. **Paste this link** the designated field of the 2022 #VaccinatePasadena Video Contest Entry Form

