
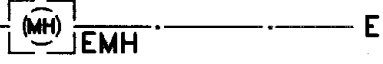

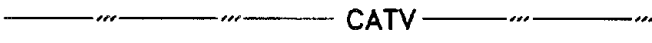
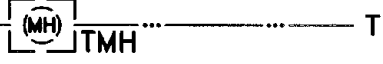




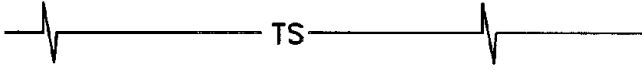



TYPE OF LINE

SYMBOL

SAMPLE END OF LINE NOTATION

SEWER		200 mm (8") VCP SEWER
POWER (CONDUIT)		POWER
WATER		100 mm (4") WATER
CABLE		25 mm (1") CATV
TELEPHONE CONDUIT		TELEPHONE
NATURAL GAS		100 mm (1") GAS
FIBER OPTIC		FIBER OPTIC
EXISTING STREET LIGHT CONDUIT		SL CONDUIT
NEW ST. LIGHT/TRAFFIC SIGNAL CONDUIT		SL/TS CONDUIT
EXISTING TRAFFIC SIGNAL CONDUIT		TS CONDUIT
STORM DRAIN		1200 mm (48") RCP STORM DRAIN

NOTES

1. END OF LINE NOTATION TO APPEAR ON DRAWING APART FROM CONSTRUCTION DETAILS.
2. ALL LINES TO BE DIMENSIONED FROM CURBS, PROPERTY LINE OR CENTERLINE OR DESCRIBED AT END OF LINE NOTATION.


CITY OF PASADENA - PUBLIC WORKS & TRANSPORTATION DEPARTMENT

DRAWN BY:
DAVID PHAN

CHECKED BY:
CATHY CHANG

SUBMITTED BY:
JAMES VALENTINE

SUBSTRUCTURE LEGEND

APPROVED BY:

CITY ENGINEER

RCE NO. 38689 EXPIRES MARCH 31, 2005

DATE: 1/15/2003

REVISION: 3 UNITS: DUAL

STANDARD PLAN:
S-002

SHEET 1 OF 1

S-202-1-REV3.DWG 8/14/02