
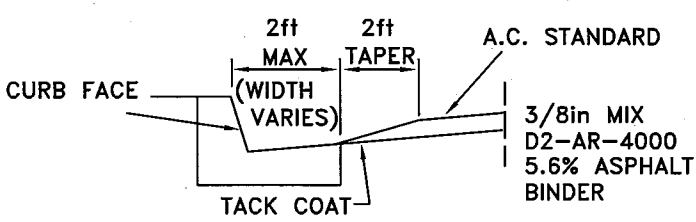


****NOTE:**
 WHEN STREET IS LESS THAN 28ft
 WIDTH, SEE DOT ENGINEER FOR
 LOCATION OF SPEED HUMP MARKINGS.

SECTION A-A

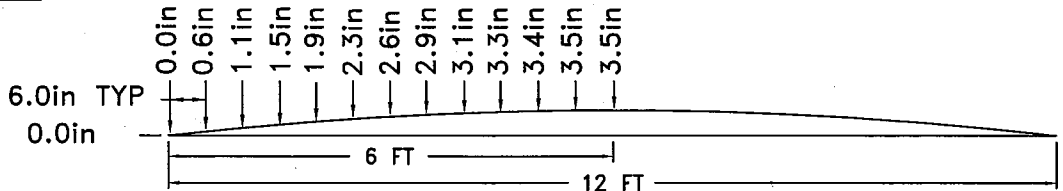


WARNING FLAGS
 (FIRST WEEK)
 30 in X 30 in
 W8-1 "BUMP" WARNING SIGN
 BLACK ON YELLOW OR W17-1 "SPEED BUMP"
 6 in SERIES E LETTERS
 W13-1(15) SIGN
 SIGN LOCATIONS: AS
 DIRECTED BY ENGINEER

INSTALLATION DETAILS:

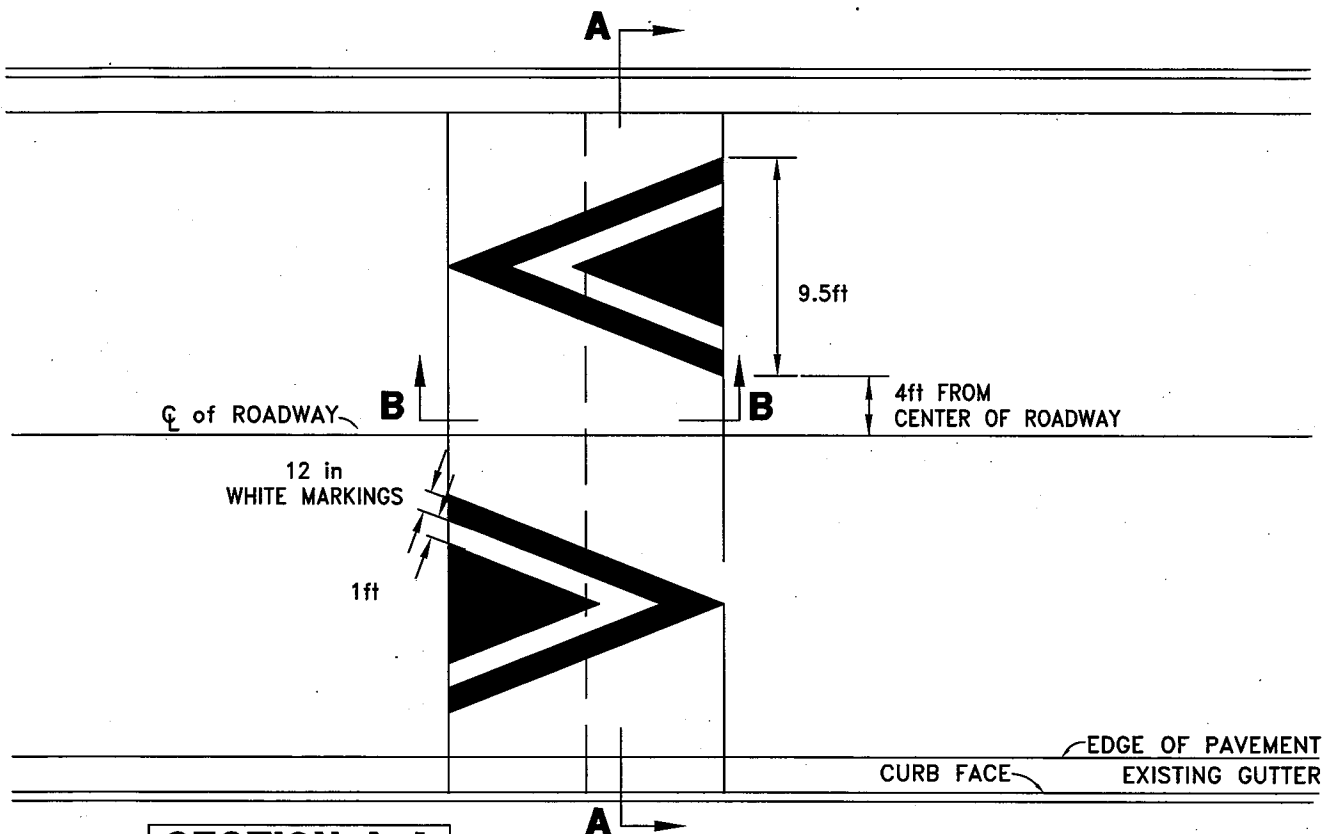
- 1) SPEED HUMPS SHALL NOT BE PLACED OVER MANHOLES, WATERGATES, JUNCTION CHAMBERS, ETC.
- 2) EDGE OF SPEED HUMP SHALL BE 10ft MINIMUM FROM EDGE AND UPHILL OF DRIVEWAY.
- 3) HEIGHT OF SPEED HUMP SHALL NOMINALLY BE 3.5" ± 0.25" AT ALL CROSS SECTIONS.
- 4) WHENEVER POSSIBLE SPEED HUMPS SHALL BE PLACED AT PROPERTY LINES INSTEAD OF MID-LOT.
- 5) WHENEVER POSSIBLE SPEED HUMPS SHALL BE PLACED ADJACENT TO STREET LIGHTS.

SECTION B-B


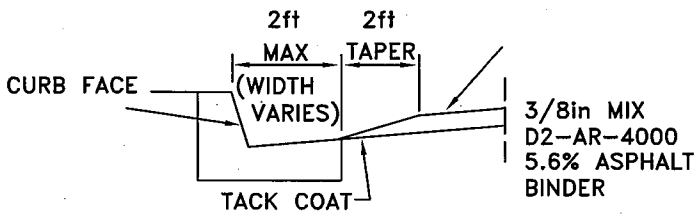


CITY OF PASADENA - DEPARTMENT OF TRANSPORTATION

DRAWN BY: A. TA-CHAVEZ	STANDARD 3.5" SPEED HUMP	REVISION: 8	UNITS: DUAL
		STANDARD PLAN: S-707	
CHECKED BY: N. BACULINAO	•(FOR STREET WIDTH LESS THAN 50')	SHEET 1 OF 3	
SUBMITTED BY: R. DILLUVIO	APPROVED BY: <i>Rahman Jaleel</i> TRANSPORTATION ADMINISTRATOR		
		DATE 3/24/2010	



SECTION A-A

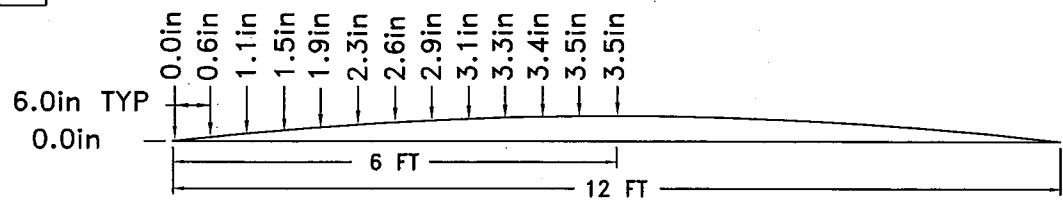


WARNING FLAGS (FIRST WEEK)
 30 in X 30 in
 BLACK ON YELLOW OR W17-1 "SPEED BUMP"
 6 in SERIES E LETTERS
 W13-1(15) SIGN
 SIGN LOCATIONS: AS DIRECTED BY ENGINEER


INSTALLATION DETAILS:

- 1) SPEED HUMPS SHALL NOT BE PLACED OVER MANHOLES, WATERGATES, JUNCTION CHAMBERS, ETC.
- 2) EDGE OF SPEED HUMP SHALL BE 10ft MINIMUM FROM EDGE AND UPHILL OF DRIVEWAY.
- 3) HEIGHT OF SPEED HUMP SHALL NOMINALLY BE 3.5" ± 0.25" AT ALL CROSS SECTIONS.
- 4) WHENEVER POSSIBLE SPEED HUMPS SHALL BE PLACED AT PROPERTY LINES INSTEAD OF MID-LOT.
- 5) WHENEVER POSSIBLE SPEED HUMPS SHALL BE PLACED ADJACENT TO STREET LIGHTS.

SECTION B-B




CITY OF PASADENA - DEPARTMENT OF TRANSPORTATION

DRAWN BY: A. TA-CHAVEZ	STANDARD 3.5" SPEED HUMP ●●(FOR STREET WIDTH 50' OR GREATER)	REVISION: 8	UNITS: DUAL
CHECKED BY: N. BACULINAO		STANDARD PLAN: S-707	
SUBMITTED BY: R. DILLUVIO	APPROVED BY:  TRANSPORTATION ADMINISTRATOR	DATE: 3/24/2010	SHEET 2 OF 3

1. THE CONTRACTOR SHALL FURNISH AND MAINTAIN A FLASHING BARRICADE, 50 FEET FROM EACH SPEED HUMP LOCATION IN BOTH DIRECTIONS, UNTIL THE FIRST APPLICATION OF PAINT HAS BEEN APPLIED SHOWING THE PAVEMENT MESSAGES AND STRIPING.

2. MOUNT 30" X 30" W8-1 OR W17-1 WARNING SIGN (BLACK ON 6" SERIES "E" LETTERS) AND W13-1 SIGN PER MUTCD WITH THE CALIFORNIA SUPPLEMENT, ON EACH OF THE BARRICADES AT EACH SPEED HUMP LOCATION.

CITY OF PASADENA - DEPARTMENT OF TRANSPORTATION

DRAWN BY: A. TA	SPEED HUMP CHANNELIZATION/TEMPORARY SIGNING REQUIREMENTS	REVISION: 8	UNITS: DUAL
CHECKED BY: N. BACULINAO		STANDARD PLAN: S-707	
SUBMITTED BY: R. DILLUVIO		APPROVED BY:  TRANSPORTATION ADMINISTRATOR	3/24/2010 DATE